

NorthWind
NORTHWINDVN.COM

NORTHWIND VIETNAM COMPANY LIMITED



0987.510.850 - 0939.428.004
WWW.NORTHWINDVN.COM

CONTENT

Mini & Super market

Bar

Kitchen

LUXURY
BOTTOM MOUNT
SHOWCASE
COOLER



REMOTE
OPEN CHILLER



CURVED GLASS
DELI SERVE-OVER
COUNTER



OPEN SEMI
VERTICAL MULTIDECK



GELATO SHOWCASE
FREEZER



UPRIGHT
CHILLER & FREEZER



LUXURY
BOTTOM MOUNT
SHOWCASE
FREEZER



LUXURY REMOTE
SHOWCASE
COOLER



VERTICAL GLASS
DELI SERVE-OVER
COUNTER



COLD ROOM



UNDER COUNTER,
CHILLER & FREEZER



BLAST
CHILLER & FREEZER



CLOSED MULTIDECKS
CHILLER & FREEZER



LUXURY REMOTE
SHOWCASE
FREEZER



ICE TABLE



WALK IN SHOWCASE
COLD ROOM



BEER COUNTER



PLUG-IN
OPEN CHILLER



OPEN MEAT
DISPLAY
REFRIGERATOR



CURVED GLASS
ISLAND FREEZER



Bakery

CAKE SHOWCASE



LUXURY BOTTOM MOUNT SHOWCASE COOLER



AGR-1600-TA



AGR-2000-TA



AGR-1000-TA

SPECIFICATIONS

Model	Size (mm)	Input power (W)	Effective volume (L)	Amount of door	Consumption (KW.h/24h)	Refrigerant	Cooling system	Power supply	Operating temperature (°C)	Glass door	Compressor	Door frame	Fan motor	Thermostat	Water dryer	Net weight (KG)
AGR-1000-TA	1253*710*2090	760	1000	2	8.6	R290	Fan cooling	220V/50HZ	2 ~ 8°C	2 Layer tempered glass door with electrical heating wire	Secop	Pure aluminum with electrical heating wire	EBM	Digital controller	Automatic evaporation	180
AGR-1600-TA	1880*710*2090	1250	1600	3	15	R290	Fan cooling	220V/50HZ	2 ~ 8°C	2 Layer tempered glass door with electrical heating wire	Secop	Pure aluminum with electrical heating wire	EBM	Digital controller	Automatic evaporation	275
AGR-2200-TA	2500*710*2090	1650	2200	4	20	R290	Fan cooling	220V/50HZ	2 ~ 8°C	2 Layer tempered glass door with electrical heating wire	Secop	Pure aluminum with electrical heating wire	EBM	Digital controller	Automatic evaporation	370

BENEFIT AT A GLANCE

Pure aluminum frame provide stability
Strong door mounting fixtures
2 Layer tempered glass door with electrical heating wire
Automatic rebound door design help you reduce energy consumption
Tight sealing door brings excellent thermal insulation
Door frame heater design prevents condensation forming on the glass
Narrow merchandiser for maximum product facing in small spaces
Heavy duty freezer door frame bring optimal insulating properties
Space optimizer - Merchandising cabinet with maximum floor space productivity optimized for back to back installation
Operation optimizer - Merchandising cabinet with lowest maintenance and operation cost
Volume seller - Merchandising cabinet for wholesales with high turnover (low shelf numbers/with high load)



LUXURY BOTTOM MOUNT SHOWCASE FREEZER



AGF-1000-BA



AGF-1550-BA

SPECIFICATIONS

Model	Size (mm)	Input power (W)	Effective volume (L)	Amount of door	Cosumption (KW.h/24h)	Refrigerant	Cooling system	Power supply	Operating temperature (°C)	Glass door	Compressor	Door frame	Thermostat	Water dryer	Net weight (KG)
AGF-1000-BA	1253*760*2000	760	980	2	28	R290	Fan cooling	220V/50HZ	-18 ~ -25°C	3 Layer tempered glass door with electrical heating wire	Secop	Pure aluminum with electrical heating wire	EBM	Digital controller	120
AGF-1550-BA	1880*760*2000	1250	1550	3	36	R290	Fan cooling	220V/50HZ	-18 ~ -25°C	3 Layer tempered glass door with electrical heating wire	Secop	Pure aluminum with electrical heating wire	EBM	Digital controller	220

BENEFIT AT A GLANCE

Pure aluminum frame provide stability
Strong door mounting fixtures
3 Layer tempered glass door with electrical heating wire
3 Layer tempered glass door with electrical heating wire
Automatic rebound door design help you reduce energy consumption
Tight sealing door brings excellent thermal insulation
Door frame heater design prevents condensation forming on the glass
Narrow merchandiser for maximum product facing in small spaces
Heavy duty freezer door frame bring optimal insulating properties
Space optimizer - Merchandising cabinet with maximum floor space productivity optimized for back to back installation
Operation optimizer - Merchandising cabinet with lowest maintenance and operation cost
Volume seller - Merchandising cabinet for wholesales with high turnover (low shelf numbers/with high load)



CLOSED MULTIDECKS CHILLER & FREEZER



ACVMR-187-AR



ACVMR-160-AF

FREEZER

SPECIFICATIONS

Model	Size (mm)	Display area (m2)	End	Power supply	Operating temperature (°C)	Glass door	Anti-fog type	Compressor	Fan motor	Shelve	End wall style	Electric phase
ACVMR-160-AF	1560*960*2020	4.51	2	220V - 380V/50HZ	-18 ~ -25°C	3 Layers tempered & anti-mist	Glass door with electric heating wire	Copeland / Bitzer	EBM	4 pcs	Glass/solid/mirror	1 phase (<5HP) / 3 phase (>5HP)
ACVMR-250-AF	2330*960*2020	6.01	3	220V - 380V/50HZ	-18 ~ -25°C	3 Layers tempered & anti-mist	Glass door with electric heating wire	Copeland / Bitzer	EBM	4 pcs	Glass/solid/mirror	1 phase (<5HP) / 3 phase (>5HP)
ACVMR-310-AF	3100*960*2020	9.01	4	220V - 380V/50HZ	-18 ~ -25°C	3 Layers tempered & anti-mist	Glass door with electric heating wire	Copeland / Bitzer	EBM	4 pcs	Glass/solid/mirror	1 phase (<5HP) / 3 phase (>5HP)
ACVMR-N-AF	N*960*2020	N	4	220V - 380V/50HZ	-18 ~ -25°C	3 Layers tempered & anti-mist	Glass door with electric heating wire	Copeland / Bitzer	EBM	4 pcs	Glass/solid/mirror	1 phase (<5HP) / 3 phase (>5HP)

CHILLER

Model	Size (mm)	Display area (m2)	End	Power supply	Operating temperature (°C)	Glass door	Anti-fog type	Compressor	Fan motor	Shelve	End wall style	Electric phase
ACVMR-187-AR	1875*960*2100	4.51	2	220V - 380V/50HZ	2 ~ 8°C	2 Layers tempered & anti-mist	Glass door with electric heating wire	Copeland / Bitzer	EBM	4 pcs	Glass/solid/mirror	1 phase (<5HP) / 3 phase (>5HP)
ACVMR-250-AR	2500*960*2100	6.01	3	220V - 380V/50HZ	2 ~ 8°C	2 Layers tempered & anti-mist	Glass door with electric heating wire	Copeland / Bitzer	EBM	4 pcs	Glass/solid/mirror	1 phase (<5HP) / 3 phase (>5HP)
ACVMR-375-AR	3750*960*2100	9.01	4	220V - 380V/50HZ	2 ~ 8°C	2 Layers tempered & anti-mist	Glass door with electric heating wire	Copeland / Bitzer	EBM	4 pcs	Glass/solid/mirror	1 phase (<5HP) / 3 phase (>5HP)
ACVMR-N-AR	N*960*2100	N	4	220V - 380V/50HZ	2 ~ 8°C	2 Layers tempered & anti-mist	Glass door with electric heating wire	Copeland / Bitzer	EBM	4 pcs	Glass/solid/mirror	1 phase (<5HP) / 3 phase (>5HP)

BENEFIT SPOT LIGHT

- 300mm ultra-low front design
- The width of loading shelves are customized acceptable
- Shelves' width and glass door's width one to one correspondence
- Enhanced presentation of merchandise
- Different temperature range for option
- Low noise with outdoor unit
- Energy saving LED lamp
- Look nicer pure aluminum door
- Heated anti-mist door glass



PLUG-IN OPEN CHILLER



SPECIFICATIONS

Model	Size (mm)	Input power (W)	Effective volume (L)	Consumption (KW.h/24h)	Refrigerant	Power supply	Operating temperature (°C)	Compressor	Fan motor
FMG-20	2100*950*1980	1853	870	38.8	R410a	220V/50HZ	2 ~ 8°C	Panasonic	EBM
XGG-20	2600*950*1980	2632	1122	44.74	R410a	220V/50HZ	2 ~ 8°C	Panasonic	EBM
F2-N	N*950*1980	Depend on lenght	Depend on lenght	Depend on lenght	R410a	220V/50HZ	2 ~ 8°C	Panasonic	EBM

BENEFIT AT A GLANCE

New generation of elegant refrigerated display cabinet for Mini-mart
Corrosion-resistant prepainted steel plate
High efficient compressor
High efficient compressor
Double air curtain design
Whole copper tube evaporator and condenser
Anti-mist tempered double glass
Energy saving LED lamp
Elegant and fashionable design
Digital display controller
Convenient and quick maintenance

BENEFIT SPOTLIGHT

CAPACITY - Large-capacity storage space, adjustable laminate, more convenient for employees to tally, merchandise display cabinet

DRAFT FAN - Adopt brand energy-saving fan, high energy efficiency, power saving; good air curtain design, energy saving lamps to save energy

INTELLIGENT - Microcomputer precise temperature control to ensure uniform food temperature; free to choose compressor inside or outside, optional fruit and vegetable humidification system.

DESIGN - Rounded design, superior, magnificent, and of high grade; equipped with movable casters, easy to move, Handle type Rack Plate, easy to clean



REMOTE OPEN CHILLER



Model	Size (mm)	Input power (W)	Effective volume (L)	Consumption (KW.h/24h)	Refrigerant	Power supply	Operating temperature (°C)	Compressor	Evaporator fan	Shelf
WDS-2000	2100*1000*2100	2616	1166	41.8	R404a	380V/50HZ	2 ~ 8°C	Copeland ZB21 3HP	3 fan	4 layers
WD-2000	2600*1000*2100	3400	1457	54.4	R404a	380V/50HZ	2 ~ 8°C	Copeland ZB29 4HP	4 fan	4 layers
F7-N	N*1000/900/800*2100	Depend on lenght	Depend on lenght	Depend on lenght	R404a	380V/50HZ	2 ~ 8°C	Copeland	Depend on lenght	4 layers



LUXURY REMOTE SHOWCASE COOLER



ARG-R210-A



ARG-R280-A

Model	Size (mm)	Compressor Input power (W)	Effective volume (L)	Amount of door	Refrigerant	Cooling system	Power supply	Operating temperature (°C)	Glass door	Compressor	Door frame	Fan motor	Thermostat	Water dryer	Shelve layers	Evaporator	Condenser	Castor
AGR-R140-A	1366*710*2000	750	1400	2	R134a/R290	Fan cooling	220V - 380V /50HZ	0 ~ 10°C	2 Layer tempered&anti-mist (electrical heating wire)	Copeland /Bitzer	Pure aluminum with electrical heating wire	EBM	Digital controller	Automatic evaporated with electrical heating wire	5 layers	Copper tube fin	Copper tube fin	Bullet/universal-wheel
AGR-R210-A	2050*710*2000	1100	2100	3	R134a/R290	Fan cooling	220V - 380V /50HZ	0 ~ 10°C	2 Layer tempered&anti-mist (electrical heating wire)	Copeland /Bitzer	Pure aluminum with electrical heating wire	EBM	Digital controller	Automatic evaporated with electrical heating wire	5 layers	Copper tube fin	Copper tube fin	Bullet/universal-wheel
AGR-R280-A	2734*710*2000	1500	2800	4	R134a/R290	Fan cooling	220V - 380V /50HZ	0 ~ 10°C	2 Layer tempered&anti-mist (electrical heating wire)	Copeland /Bitzer	Pure aluminum with electrical heating wire	EBM	Digital controller	Automatic evaporated with electrical heating wire	5 layers	Copper tube fin	Copper tube fin	Bullet/universal-wheel
AGR-R340-A	3418*710*2000	2200	3500	5	R134a/R290	Fan cooling	220V - 380V /50HZ	0 ~ 10°C	2 Layer tempered&anti-mist (electrical heating wire)	Copeland /Bitzer	Pure aluminum with electrical heating wire	EBM	Digital controller	Automatic evaporated with electrical heating wire	5 layers	Copper tube fin	Copper tube fin	Bullet/universal-wheel

LUXURY REMOTE SHOWCASE FREEZER



AGF-R340-A



AGF-R280-A



AGF-R210-A


Model	Size (mm)	Effective volume (L)	Amount of door	Refrigerant	Cooling system	Power supply	Operating temperature (°C)	Glass door	Compressor	Door frame	Fan motor	Thermostat	Water dryer	Shelve layers	Evaporator	Condenser	Castor
AGF-R140-A	1366*750*2000	1400	2	R290/R404a	Fan cooling	220V - 380V /50HZ	-18 ~ -25°C	3 Layer tempered glass door with electrical heating wire	Copeland /Bitzer	Pure aluminum with electrical heating wire	EBM	Digital controller	Automatic evaporated with electrical heating wire	5 layers	Copper tube fin	Copper tube fin	Bullet/universal-wheel
AGF-R210-A	2050*750*2000	2100	3	R290/R404a	Fan cooling	220V - 380V /50HZ	-18 ~ -25°C	3 Layer tempered glass door with electrical heating wire	Copeland /Bitzer	Pure aluminum with electrical heating wire	EBM	Digital controller	Automatic evaporated with electrical heating wire	5 layers	Copper tube fin	Copper tube fin	Bullet/universal-wheel
AGF-R280-A	2734*750*2000	2800	4	R290/R404a	Fan cooling	220V - 380V /50HZ	-18 ~ -25°C	3 Layer tempered glass door with electrical heating wire	Copeland /Bitzer	Pure aluminum with electrical heating wire	EBM	Digital controller	Automatic evaporated with electrical heating wire	5 layers	Copper tube fin	Copper tube fin	Bullet/universal-wheel
AGF-R340-A	3418*750*2000	3500	5	R290/R404a	Fan cooling	220V - 380V /50HZ	-18 ~ -25°C	3 Layer tempered glass door with electrical heating wire	Copeland /Bitzer	Pure aluminum with electrical heating wire	EBM	Digital controller	Automatic evaporated with electrical heating wire	5 layers	Copper tube fin	Copper tube fin	Bullet/universal-wheel

OPEN MEAT DISPLAY REFRIGERATOR



Model	Size (mm)	Input power (W)	Effective volume (L)	Refrigerant	Power supply	Operating temperature (°C)	Compressor
X1-15	1500*1180*900	950	155	R404a / R410a	220V/50HZ	-2 ~ 8°C	Embraco / Panasonic
X1-20	2000*1180*900	1200	210	R404a / R410a	220V/50HZ	-2 ~ 8°C	Embraco / Panasonic
X1-25	2500*1180*900	1300	265	R404a / R410a	220V/50HZ	-2 ~ 8°C	Embraco / Panasonic
X1-30	3000*1180*900	1300	320	R404a / R410a	220V/50HZ	-2 ~ 8°C	Embraco / Panasonic

ICE TABLE



Model	Size (mm)	Input power (W)	Effective volume (L)	Refrigerant	Power supply	Operating temperature (°C)	Compressor
T1-15	1500*1140*900	750	140	R404a / R410a	220V/50HZ	2 ~ 8° C	Embraco / Panasonic
T1-20	2000*1140*900	760	190	R404a / R410a	220V/50HZ	2 ~ 8° C	Embraco / Panasonic
T1-25	2500*1140*900	920	240	R404a / R410a	220V/50HZ	2 ~ 8° C	Embraco / Panasonic
T1-30	3000*1140*900	1100	290	R404a / R410a	220V/50HZ	2 ~ 8° C	Embraco / Panasonic

CURVED GLASS DELI SERVE-OVER COUNTER



Model	Size (mm)	Input power (W)	Effective volume (L)	Consumption (KW.h/24h)	Refrigerant	Power supply	Operating temperature (°C)	Compressor	Cooling system
SSG-20	2060*1180*1280	760	210	5.44	R410	220V/50HZ	-8 ~ -2 °C	Panasonic	Fan cooling
SSG-25	2500*1180*1280	920	265	8	R410	220V/50HZ	-8 ~ -2 °C	Panasonic	Fan cooling
SSG-N	Customized	Customized	Customized	Customized	R410	220V/50HZ	-8 ~ -2 °C	Panasonic	Fan cooling

HOT SALES DELI COUNTER FOR DELI SHOP OR SUPERMARKET

Refrigerated serve-over cabinet with fan-assisted air circulation

Superstructure with front supports

LED lighting

Foam-filled carcass with internal stainless steel parts


Energy-saving fans, air discharge with honeycomb

High quality, easy to clean materials

Graceful appearances with arc-corner type for option

Evaporator coil with cataphoresis protection fins, off-cycle defrost





PLUG-IN

Model	Size (mm)	Display area (m2)	Refrigerant	Power supply	Operating temperature (°C)	Compressor	Cooling system	Fan motor
ADSCP-195-A	1955*1150*1255	1.55	R410	220V/50HZ	-8 ~ -2 °C	Panasonic	Fan cooling	EBM
ADSCP-258-A	2580*1150*1255	1.93	R410	220V/50HZ	-8 ~ -2 °C	Panasonic	Fan cooling	EBM
ADSCP-375-A	3830*1150*1255	2.95	R410	220V/50HZ	-8 ~ -2 °C	Panasonic	Fan cooling	EBM
ADSCP-CORNER-A	R1600*R1600*1255	3.02	R410	220V/50HZ	-8 ~ -2 °C	Panasonic	Fan cooling	EBM
ADSCP-N-A	N*1150*1255	N	R410	220V/50HZ	-8 ~ -2 °C	Panasonic	Fan cooling	EBM

NEW CHOICE SERVE OVER COUNTER FOR BUTCHER SHOP OR SUPER MARKET
Refrigerated serve-over cabinet with fan-assisted air circulation
Superstructure with front supports
LED lighting
Foam-filled carcass with internal stainless steel parts
Evaporator coil with cataphoresis protection fins, off-cycle defrost
Energy-saving fans, air discharge with honeycomb
High quality, easy to clean materials
Graceful appearances with arc-cornor type for option



REMOTE

Model	Size (mm)	Display area (m2)	Refrigerant	Power supply	Operating temperature (°C)	Compressor	Cooling system	Fan motor
ADSCR-195-A	1875*1150*1255	1.55	R410	220V/50HZ	-8 ~ -2 °C	Copeland/Bitzer	Fan cooling	EBM
ADSCR-258-A	2500*1150*1255	1.93	R404	220V/50HZ	-8 ~ -2 °C	Copeland/Bitzer	Fan cooling	EBM
ADSCR-375-A	3750*1150*1255	2.95	R404	220V/50HZ	-8 ~ -2 °C	Copeland/Bitzer	Fan cooling	EBM
ADSCR-CORNER-A	R1600*R1600*1255	3.02	R404	220V/50HZ	-8 ~ -2 °C	Copeland/Bitzer	Fan cooling	EBM
ADSCR-N-A	N*1150*1255	N	R404	220V/50HZ	-8 ~ -2 °C	Copeland/Bitzer	Fan cooling	EBM

CURVED GLASS ISLAND FREEZER



Model	Size (mm)	Input power (W)	Effective volume (L)	Consumption (KW.h/24h)	Foaming thickness	Ambient condition	Refrigerant	Cooling system	Power supply	Operating temperature (°C)
AIF-185E-A	1850*850*750	720	600	7	70	26°C / 65% RH	R404A	Static cooling	220V/50HZ	-18 ~ -25 °C
AIF-210S-A	2100*850*835	750	800	11	70	26°C / 65% RH	R404A	Static cooling	220V/50HZ	-18 ~ -25 °C
AIF-250S-A	2500*850*835	880	1100	12.2	70	26°C / 65% RH	R404A	Static cooling	220V/50HZ	-18 ~ -25 °C

Glass lid	Compressor	Defrost	Interior material	Exterior material	Water away	Fan motor	Evaporator	Condenser	Net weight (KG)
Curved Low-E tempered glass	Secop	Auto hot gas defrost	White plastic cover	Prepainted aluminum plate	Automatic evaporated	EBM	Copper tube fin	Copper tube fin	132
Curved Low-E tempered glass	Secop	Auto hot gas defrost	White plastic cover	Prepainted aluminum plate	Automatic evaporated	EBM	Copper tube fin	Copper tube fin	146
Curved Low-E tempered glass	Secop	Auto hot gas defrost	White plastic cover	Prepainted aluminum plate	Automatic evaporated	EBM	Copper tube fin	Copper tube fin	172

- HIGH ENERGY CONSUMPTION COMBINED DISPLAY ISLAND FREEZER**
- Corrosion-resistant prepainted steel plate
 - Best performance Danfoss compressor with low noisy and high efficiency
 - Elegant & fashionable design more concerning for the international supermarkets
 - Microcomputer CPU accurately controls and display temperature
 - Built-in energy saving LED lamp makes better display effect
 - Curved siding LOW-E tempered glass lids
 - Auto defrost by hot gas
 - Elegant bumper for protection
 - High quality interior grid with stronger load bearing
 - German EBM fan motor



OPEN SEMI VERTICAL MULTIDECK



	ROUND TYPE	OVAL TYPE			AQUARE TYPE		
Model	ASVMR-2106-R	ASVMR-3981-O	ASVMR-4606-O	ASVMR-5856-O	ASVMR-3920-S	ASVMR-4440-S	ASVMR-4880-S
Size	2106*2106*1525	3981*2106*1525	4606*2106*1525	5856*2106*1525	3920*2106*1525	4440*2106*1525	4880*2106*1525
Evaporator temp	-10 °C	-10 °C	-10 °C	-10 °C	-10 °C	-10 °C	-10 °C
Working temp.	2~8 °C	2~8 °C	2~8 °C	2~8 °C	2~8 °C	2~8 °C	2~8 °C
Lab cooling load	5640W	11280W	13140W	16890W	11280W	13140W	14080W
Working current	3.2A	6.4A	7.8A	8.2A	7.2A	8.2A	8.6A
Compressor input power	4500W	6000W	7500W	9000W	6000W	7500W	9000W
Fan motor input power	4*31W	8*31W	14*31W	16*31W	8*31W	14*31W	16*31W
Light power	16*8W	32*8W	48*8W	48*8W	32*8W	40*8W	48*8W
Anti-sweater heater power	6*40W	14*40W	6*40 + 6*75W	6*40 + 6*75W	12*40W	6*40 + 6*50W	6*40 + 6*75W

WALK IN SHOWCASE COLD ROOM

Size	Customized
Temperature optional	Chiller (2~8°C) & Freezer (-15 ~ -25°C)
Panel thickness	75mm / 100mm / 120mm / 150mm
De-fogging type	Anti-fog with LOW-E tempered glass
Glass door (2 ~ 10°C)	2 layer tempered glass door with electrical heating wire
Glass door (-18 ~ -22°C)	3 layer tempered glass door with electrical heating wire
Exterior & Interior	Colored powder-coated steel plate
Defrost type	Auto defrost
Water dryer	External water pipe
Evaporator	Copper tube fin
Thermostat	Digital controller
Compressor	Copeland
Shelves style	Grid / solid



COLD ROOM

Size	Customized
Temperature optional	Chiller (2~8°C) & Freezer (-15 ~ -25°C)
Foaming material	Polyurethane
Foaming thickness	75mm / 100mm / 120mm / 150mm
Panels material	Colored powder-coated steel plate
Door-opening style	Hinge door /Swing door/ Sliding door
Cold room bottom panel	Embossed aluminum steel plate/ Colored powder-coated steel plate
Evaporator	Copper tube fin
Condenser	Copper tube fin
Compressor	Copeland
Electric phases	1 phase (<5HP) / 3 phase (>5HP)



COLD ROOM

The cold room is an object which is used for storage when the space achieves specific temperature through artificial refrigeration. It is an object for processing and storage. It can supply a range of modular cold and freezer rooms that provide exceptional value for money.



CAKE SHOWCASE



SPECIFICATIONS

Model	Unit size (mm)	Ambience (°C)	Capacity (L)	Temp.Range (°C)	Refrigerant	Shelves	Compressor	Rated Voltage
WD-1R	900*620*820 mm	32	250	2 ~ 8	R134a	1	Embraco	220V/50Hz
WD-2R	900*650*1250 mm	32	310	2 ~ 8	R134a	2	Embraco	220V/50Hz
WD-4R	1200*650*1250 mm	32	380	2 ~ 8	R134a	2	Embraco	220V/50Hz
WM-5R	1500*740*1860 mm	32	760	2 ~ 8	R134a	4	Embraco	220V/50Hz
WM-6R	1800*740*1860 mm	32	960	2 ~ 8	R134a	4	Embraco	220V/50Hz

BENEFIT AT A GLANCE

43 working temperature
Heating film glasses
Digital thermostat
High efficiency compressor
R134a refrigerant
Optional marble base
Extra thick and high - density Ozone friendly insulation
LED lighting



UNDER COUNTER, CHILLER & FREEZER



SPECIFICATIONS

Model	Unit size (mm)	Ambience (°C)	Capacity (L)	Temp.Range (°C)	Refrigerant	Door	Compressor	Rated Voltage
TD0.2AL2F-D	1200x750x850	43	260	-18 ~ 0	R404a	2	Embraco	220V/50Hz
TD0.2AL2F-M	1200x750x850	43	260	2 ~ 8	R404a	2	Embraco	220V/50Hz
TD0.3AL2F-D	1500x750x850	43	380	-18 ~ 0	R404a	2	Embraco	220V/50Hz
TD0.3AL2F-M	1500x750x850	43	380	2 ~ 8	R404a	2	Embraco	220V/50Hz
TD0.4AL2F-D	1800x750x850	43	470	-18 ~ 0	R404a	3	Embraco	220V/50Hz
TD0.4AL2F-M	1800x750x850	43	470	2 ~ 8	R404a	3	Embraco	220V/50Hz
TG0.4AL3F-D	1800x750x850	43	470	2 ~ 8	R404a	3	Embraco	220V/50Hz

BENEFIT AT A GLANCE

Green Eco & Energy saving	High efficiency compressor
	Electronic commutator fan motor
	Efficiency up to 65%
	R404a refrigerant
High Refrigeration performance	Ozone friendly insulation material
	Remove useless space in chamber room
	Tropicalized working condition: 43 & >85%R.H
	40-42kg/m3 high density insulation wall, 70mm ultra thickness
	Ultra thick door body
	Front air circulation panel for condenser
Safety & Sanitation	Forced air circulation guide for evaporator
	Cold blocking door frame profile
	All parts are accord with CE, RoHS standards
	Food grade AISI 304 stainless steel exterior and interior
	Round corners and edges in interior
Easy Using	Automatic defrosting & draining system
	Smart thermostat, one key to restore all settings.
	Self-closing door
	Replaceable door frame heater
	Replaceable door gasket




BEER COUNTER



SPECIFICATIONS

Model	Unit size (mm)	Ambience (°C)	Capacity (L)	Temp.Range (°C)	Refrigerant	Door	Compressor	Rated Voltage
BC-37C-1	940*700*940	32	230	0~10	R134	1	Embraco	220V/50Hz
BK-54C-2-D	1420*700*940	32	470	0~10	R134	2	Embraco	220V/50Hz



GELATO SHOWCASE FREEZER



SPECIFICATIONS

Model	Unit size (mm)	Power (W)	GN 1/3Pan	Temp.Range (°C)	Cooling	Rated Voltage
CE - 120	1200*1050*1250	980	12	-16 ~ -22	Fan cooling	220V/50Hz
CE - 150	1500*1050*1250	1080	16	-16 ~ -22	Fan cooling	220V/50Hz
CE - 180	1800*1050*1250	1280	20	-16 ~ -22	Fan cooling	220V/50Hz
CE - 200	2000*1050*1250	1480	20	-16 ~ -22	Fan cooling	220V/50Hz



BLAST CHILLER & FREEZER

SPECIFICATIONS

Specifications	Working condition: 43°C & >85% R.H
	85 mm ultra-thick and 35/40kg/m ³ high density Ozone friendly insulation
	HCFC free refrigerant
	Food grade AISI 304 stainless steel exterior & interior
	Adjustable tray guide for GN1/1 or 60x40 baking tray
	Automatic defrosting & draining system
	Thickened self-closing door
	Cold-blocking door frame profile
	Replaceable door frame heater
	Removable door gasket
High performance	35 mins rapidly cooling to -35°C room temperature
	90 mins blast chilling (food core temperature from 90°C to 3°C)
	240 mins blast freezing (food core temperature from 90°C to -18°C)
	Professional HACCP controller
	With food probe
	Pre-set blast chilling/freezing modes



Model	Unit size (mm)	Ambience (°C)	Capacity (kg)	Temp. Range (°C)	Door	Trays	Compressor	Rated Voltage
BCF-65	800x800x1920	32	600	-35 ~ +3	1	15	Tecumseh	220V/50HZ - 380V/50Hz

UPRIGHT CHILLER & FREEZER



SPECIFICATIONS

Model	Unit size (mm)	Ambience (°C)	Capacity (L)	Temp.Range (°C)	Door	Shelves	Compressor	Rated Voltage
GN1200BT4	1370x830x2050	43	1250	-22 ~ -18	4	8	Embraco	220V/50Hz
D10AL4F	1220x760x1980	43	1000	-18 ~ 0	4	8	Embraco	220V/50Hz
GN1200BTG2	1370x830x2050	43	1250	-22 ~ -18	2	8	Embraco	220V/50Hz
GN550BT2	700*830*2050	43	550	-22 ~ -18	2	4	Embraco	220V/50Hz



Model	Unit size (mm)	Ambience (°C)	Capacity (L)	Temp.Range (°C)	Door	Shelves	Compressor	Rated Voltage
GN1200BT4-C	1370x830x2050	43	1250	2 ~ 8	4	8	Embraco	220V/50Hz
D1.0AL4F-C	1220x760x1980	43	1000	2 ~ 8	4	8	Embraco	220V/50Hz
GN1200BTG2-C	1370x830x2050	43	1250	2 ~ 8	2	8	Embraco	220V/50Hz
GN550BT2-C	700*830*2050	43	550	2 ~ 8	2	4	Embraco	220V/50Hz

NorthWind

NORTHWINDVN.COM

NORTHWIND VIETNAM COMPANY LIMITED



www.northwindvn.com



NorthWind Refrigeration



0987.510.850



0939.428.004



yendan@northwindvn.com